

Signify Classified - Internal
Cooper Lighting Solutions Photometric Lab
1121 Highway 74 South
Peachtree City, GA 30269



Scaled data based on original data using
LM-79-08 Approved Method: Electrical and Photometric Measurements of Solid-
State Lighting Products

Test Report Prepared for
Cooper Lighting Solutions
(formerly Eaton)

Brand: INVUE

Report Number: P869201

Luminaire Tested: **EMM2-HTN-SA1A-AMB-U-T3**

Issue Date: 08/22/2024

Test Information

Test Method: LM-79-08
Report Number: P869201
Test Lab: INNOVATION CENTER(G3)
Issue Date: 08/22/2024
Manufacturer: COOPER LIGHTING SOLUTIONS (FORMERLY EATON)
Product Line: INVUE
Catalog Number: EMM2-HTN-SA1A-AMB-U-T3
Description: EPIC MODERN TALL HOUSING DISCRETE LED ARRAYS 15W 0CRI 1540K FIXTURE
w/ TYPE III DISTRIBUTION OPTIC
Light Source: (10) 1540K CCT, 0 CRI LEDS
Ballast/Driver: ELECTRONIC DRIVER

Summary

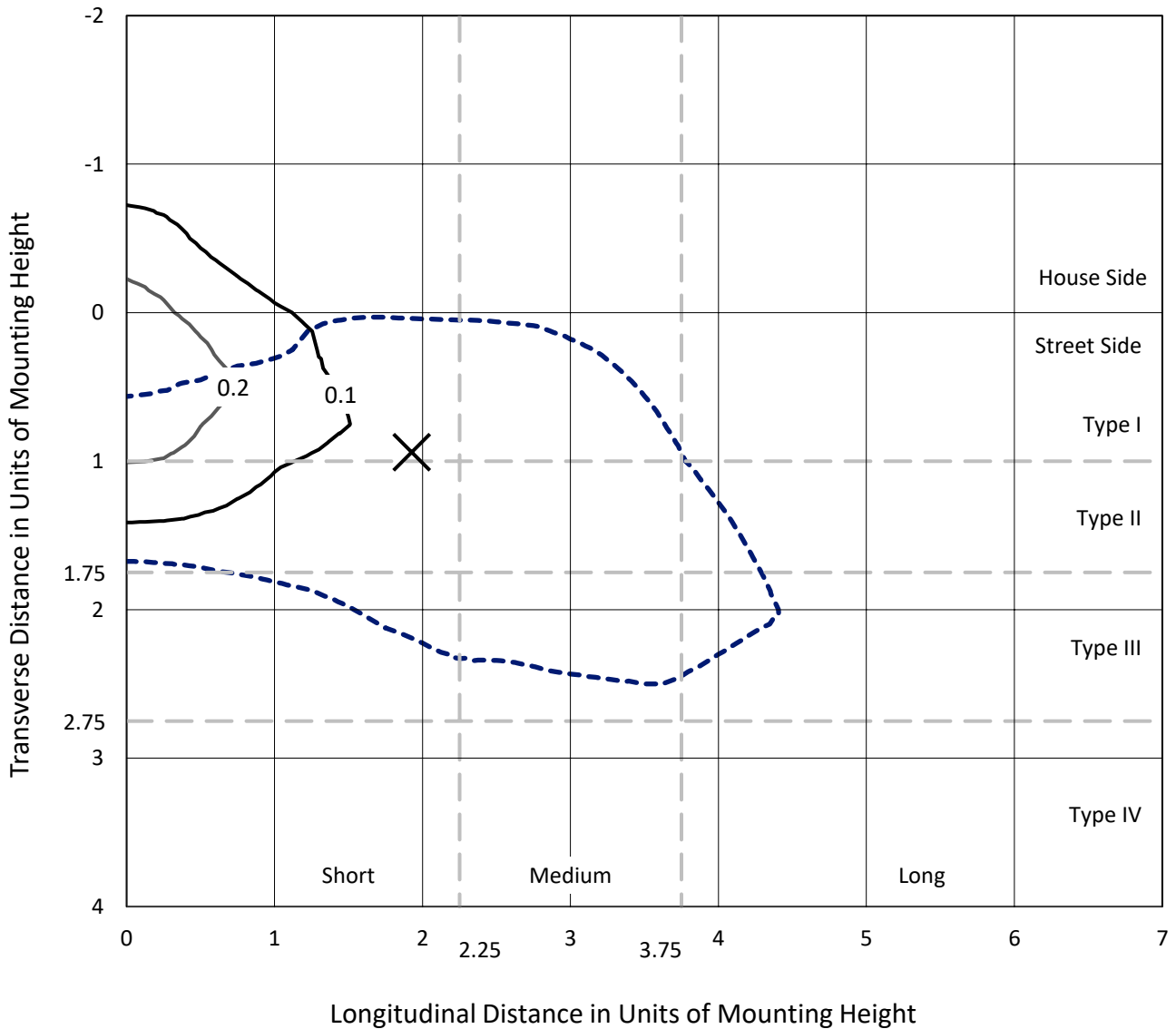
Lumens per Lamp: N/A
Luminaire Lumens: 609 lumens
Efficiency: N/A
Efficacy: 38.1 lumens/watt
Luminous Opening: Rectangular (W 0.33' x L: 0.33' x H: 0')
IES Classification: Type III - Short
BUG Rating: B0 - U0 - G1

Input Watts (W): 16
Input Voltage (V): 120
Input Current (A_{in}): NR
Voltage Rise (V): NR
Power Factor: 0.98
Total Harmonic Distortion (THDi): 9.98%
Frequency (hertz): 60
Stabilization Time: NR
Operation Time: NR
Ambient Temperature (°C): NR
Test Distance: 24 FT

REPORT NUMBER: P869201
 CATALOG NUMBER: EMM2-HTN-SA1A-AMB-U-T3

Iso-Footcandle Lines of Horizontal Illumination

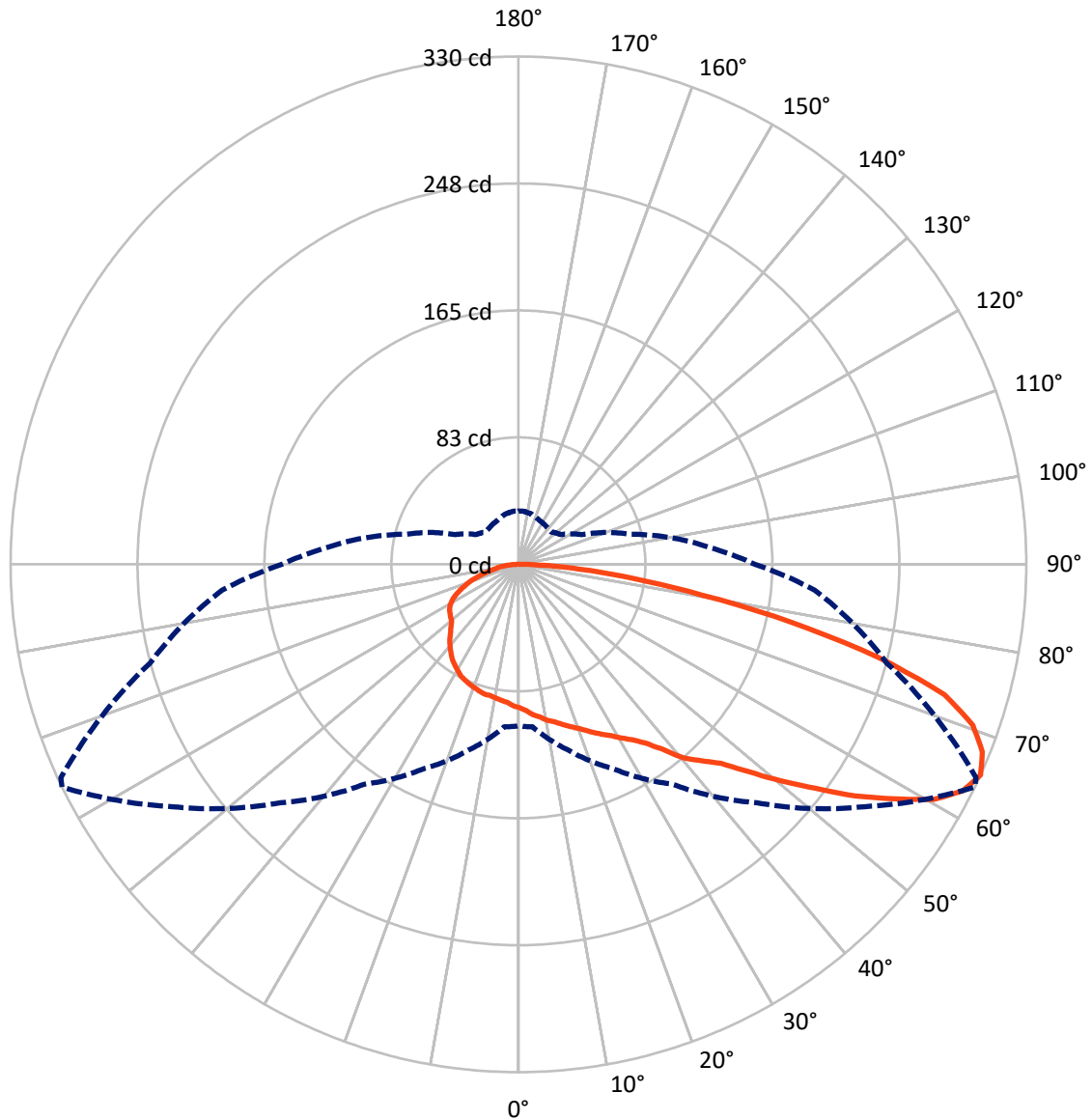
× Max cd
 - - - 1/2 Max cd



Based on 20 foot mounting height. Maximum calculated value = 0.3 fc
 Type III - Short - N/A

REPORT NUMBER: P869201
CATALOG NUMBER: EMM2-HTN-SA1A-AMB-U-T3

Luminous Intensity Polar Plot



— Vertical Plane Through 64-Deg Lateral - - - Horizontal Cone Through 65-Deg Vertical

REPORT NUMBER: P869201
 CATALOG NUMBER: EMM2-HTN-SA1A-AMB-U-T3

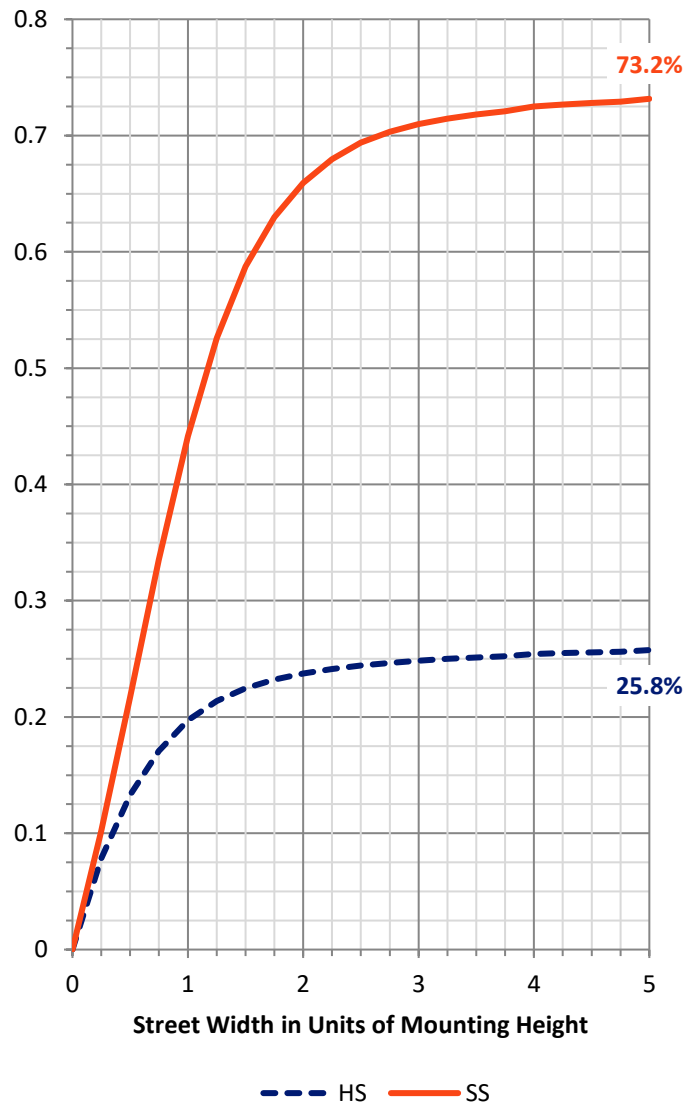
FLUX DISTRIBUTION:

		Downward	Upward	Total
House Side	Lumens	159.9	0.0	159.9
	% Fixture	26.3	0.0	26.3
Street Side	Lumens	449.1	0.0	449.1
	% Fixture	73.7	0.0	73.7
Total	Lumens	609.0	0.0	609.0
	% Fixture	100.0	0.0	100.0

Coefficient of Utilization

ZONAL LUMENS:

Zone	Lumens	% Fixture
0°-10°	9.2	1.5
10°-20°	28.9	4.7
20°-30°	49.1	8.1
30°-40°	75.2	12.4
40°-50°	103.4	17.0
50°-60°	124.6	20.5
60°-70°	122.5	20.1
70°-80°	77.5	12.7
80°-90°	18.6	3.1
90°-100°	0.0	0.0
100°-110°	0.0	0.0
110°-120°	0.0	0.0
120°-130°	0.0	0.0
130°-140°	0.0	0.0
140°-150°	0.0	0.0
150°-160°	0.0	0.0
160°-170°	0.0	0.0
170°-180°	0.0	0.0
0°-90°	609.0	100.0
0°-180°	609.0	100.0



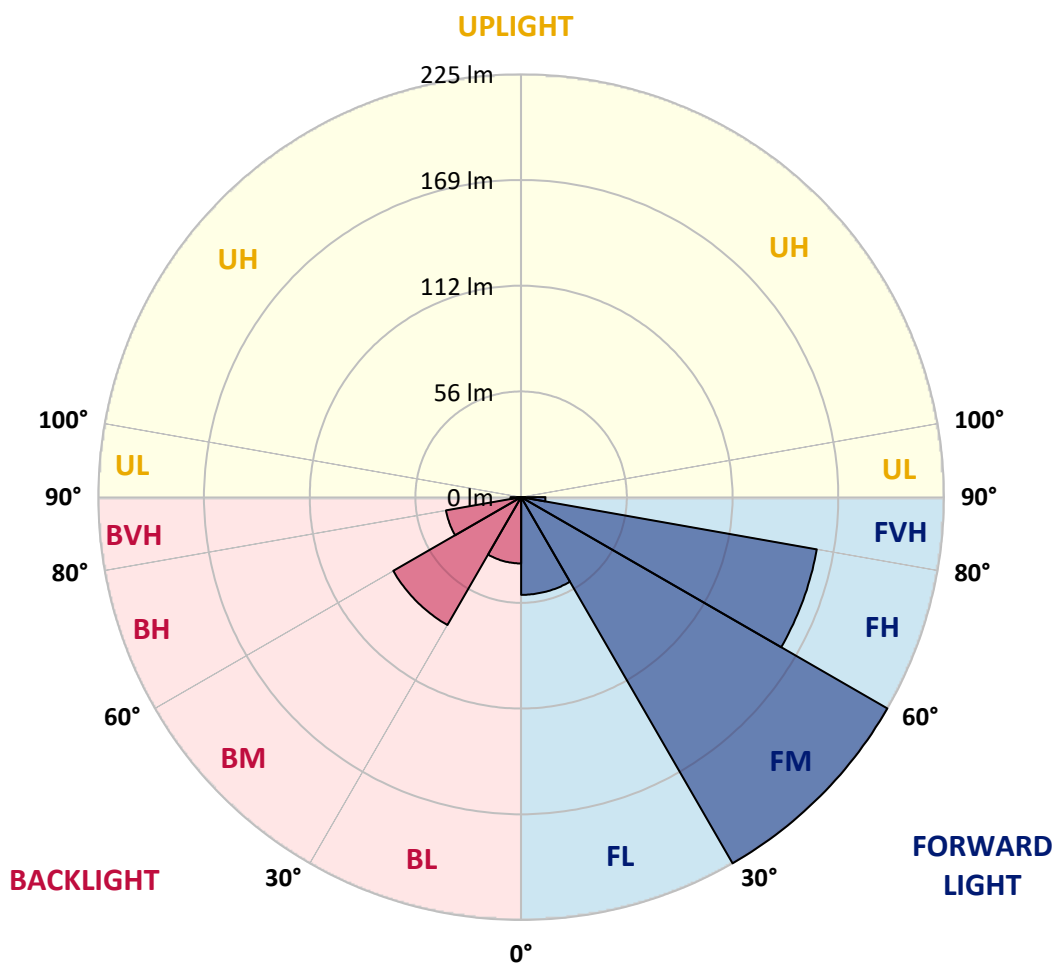
REPORT NUMBER: P869201
 CATALOG NUMBER: EMM2-HTN-SA1A-AMB-U-T3

LUMINAIRE CLASSIFICATION SYSTEM LUMEN TABLE AND BUG RATING:

Zone	Lumens	% Fixture	Zone Rating/Lumen Limit		
			B	U	G
FL (0°-30°)	51.9	8.5			
FM (30°-60°)	224.7	36.9			
FH (60°-80°)	159.5	26.2			G0/660
FVH (80°-90°)	12.9	2.1			G1/100
BL (0°-30°)	35.2	5.8	B0/110		
BM (30°-60°)	78.5	12.9	B0/220		
BH (60°-80°)	40.5	6.7	B0/110		G0/110
BVH (80°-90°)	5.7	0.9			G0/10
UL (90°-100°)	0.0	0.0		U0/0	
UH (100°-180°)	0.0	0.0		U0/0	

BUG Rating: B0-U0-G1

Type III Short





REPORT NUMBER: P869201

CATALOG NUMBER: EMM2-HTN-SA1A-AMB-U-T3

CANDELA DISTRIBUTION (FULL):

	0°	5°	15°	25°	35°	45°	55°	64°	65°	75°	85°
0°	93.2	93.2	93.2	93.2	93.2	93.2	93.2	93.2	93.2	93.2	93.2
2.5°	99.2	98.2	98.2	98.2	97.2	97.2	96.2	95.2	95.2	95.2	94.2
5°	105.1	106.1	105.1	105.1	103.1	102.1	100.2	98.2	98.2	96.2	94.2
7.5°	113.1	113.1	113.1	111.1	109.1	107.1	103.1	100.2	100.2	97.2	94.2
10°	121.0	121.0	120.0	118.0	115.0	111.1	107.1	103.1	102.1	98.2	94.2
12.5°	126.9	126.9	126.9	125.0	121.0	116.0	110.1	105.1	104.1	99.2	95.2
15°	129.9	130.9	130.9	128.9	126.9	121.0	115.0	108.1	107.1	100.2	95.2
17.5°	130.9	130.9	131.9	131.9	130.9	125.9	119.0	111.1	110.1	102.1	95.2
20°	129.9	129.9	131.9	133.9	134.9	131.9	124.0	114.0	113.1	103.1	96.2
22.5°	130.9	130.9	132.9	135.9	137.8	135.9	127.9	118.0	116.0	106.1	97.2
25°	137.8	138.8	139.8	139.8	141.8	140.8	132.9	122.0	120.0	108.1	99.2
27.5°	151.7	152.7	151.7	148.8	147.8	144.8	137.8	125.9	125.0	111.1	101.2
30°	168.6	168.6	168.6	162.6	158.7	152.7	143.8	130.9	128.9	113.1	104.1
32.5°	182.5	182.5	183.5	178.5	172.6	161.6	149.7	135.9	133.9	118.0	108.1
35°	189.4	191.4	193.4	191.4	182.5	170.6	159.7	142.8	140.8	124.0	115.0
37.5°	193.4	195.4	199.3	197.3	186.4	179.5	173.5	152.7	150.7	130.9	121.0
40°	205.3	206.3	209.3	203.3	189.4	187.4	185.4	165.6	162.6	138.8	128.9
42.5°	218.2	220.2	223.1	212.2	196.4	194.4	196.4	174.5	171.6	142.8	131.9
45°	229.1	228.1	234.0	217.2	207.3	201.3	207.3	184.5	181.5	149.7	139.8
47.5°	233.1	230.1	230.1	223.1	223.1	207.3	218.2	201.3	197.3	159.7	147.8
50°	232.1	229.1	231.1	226.1	228.1	215.2	230.1	221.2	217.2	171.6	158.7
52.5°	222.1	222.1	227.1	228.1	228.1	220.2	242.0	242.0	237.0	184.5	169.6
55°	205.3	205.3	216.2	223.1	224.1	223.1	253.9	265.8	259.8	198.3	178.5
57.5°	180.5	182.5	192.4	212.2	219.2	227.1	265.8	287.6	282.6	212.2	184.5
60°	154.7	155.7	166.6	193.4	210.2	229.1	273.7	310.4	305.4	225.1	187.4
62.5°	128.9	128.9	144.8	166.6	193.4	226.1	277.7	324.3	320.3	236.0	190.4
65°	105.1	106.1	125.0	146.8	174.5	219.2	274.7	330.2	328.3	247.9	193.4
67.5°	75.4	74.4	97.2	126.9	156.7	208.3	257.8	325.3	327.3	259.8	196.4
70°	50.6	49.6	68.4	97.2	136.9	197.3	234.0	313.4	320.3	256.9	192.4
72.5°	37.7	37.7	48.6	67.4	98.2	178.5	218.2	289.6	301.5	228.1	166.6
75°	28.8	29.8	36.7	46.6	64.5	125.9	205.3	242.0	253.9	176.5	133.9
77.5°	24.8	24.8	26.8	33.7	41.7	75.4	156.7	181.5	187.4	128.9	101.2
80°	20.8	20.8	20.8	24.8	28.8	41.7	87.3	121.0	124.0	85.3	71.4
82.5°	16.9	16.9	16.9	18.8	20.8	25.8	47.6	74.4	77.4	55.5	48.6
85°	12.9	12.9	12.9	13.9	14.9	16.9	26.8	39.7	40.7	35.7	20.8
87.5°	6.9	6.9	7.9	7.9	8.9	9.9	12.9	13.9	13.9	11.9	6.0
90°	0.0	0.0	0.0	0.0	0.0	0.0	0.0	0.0	0.0	0.0	0.0



REPORT NUMBER: P869201
 CATALOG NUMBER: EMM2-HTN-SA1A-AMB-U-T3

CANDELA DISTRIBUTION (continued):

	90°	95°	105°	115°	125°	135°	145°	155°	165°	175°	180°
0°	93.2	93.2	93.2	93.2	93.2	93.2	93.2	93.2	93.2	93.2	93.2
2.5°	94.2	93.2	93.2	92.2	91.2	91.2	90.2	90.2	90.2	90.2	90.2
5°	94.2	93.2	91.2	90.2	89.3	89.3	88.3	88.3	87.3	88.3	88.3
7.5°	94.2	92.2	90.2	89.3	88.3	87.3	87.3	86.3	86.3	87.3	87.3
10°	93.2	91.2	89.3	88.3	87.3	86.3	86.3	86.3	86.3	86.3	86.3
12.5°	93.2	91.2	89.3	87.3	87.3	86.3	85.3	85.3	86.3	86.3	86.3
15°	93.2	90.2	88.3	87.3	86.3	85.3	85.3	85.3	85.3	86.3	86.3
17.5°	92.2	90.2	87.3	86.3	85.3	84.3	84.3	84.3	84.3	85.3	85.3
20°	93.2	90.2	87.3	85.3	84.3	83.3	83.3	82.3	82.3	83.3	83.3
22.5°	93.2	90.2	86.3	84.3	83.3	81.3	80.3	80.3	79.3	80.3	81.3
25°	95.2	91.2	86.3	83.3	80.3	79.3	78.3	77.4	76.4	77.4	78.3
27.5°	96.2	92.2	86.3	82.3	77.4	75.4	74.4	74.4	74.4	75.4	76.4
30°	98.2	93.2	86.3	80.3	74.4	71.4	72.4	72.4	73.4	74.4	74.4
32.5°	102.1	96.2	86.3	78.3	71.4	68.4	70.4	72.4	73.4	73.4	74.4
35°	108.1	100.2	86.3	76.4	68.4	66.4	69.4	72.4	73.4	74.4	75.4
37.5°	113.1	105.1	87.3	73.4	66.4	64.5	67.4	73.4	74.4	74.4	75.4
40°	119.0	108.1	86.3	70.4	63.5	62.5	66.4	72.4	73.4	73.4	74.4
42.5°	120.0	106.1	83.3	67.4	60.5	61.5	63.5	71.4	72.4	72.4	71.4
45°	125.0	109.1	81.3	63.5	58.5	59.5	60.5	67.4	70.4	70.4	69.4
47.5°	132.9	113.1	79.3	60.5	55.5	56.5	56.5	62.5	64.5	65.5	64.5
50°	140.8	117.0	78.3	57.5	52.6	52.6	51.6	56.5	59.5	58.5	58.5
52.5°	148.8	119.0	77.4	56.5	50.6	47.6	48.6	51.6	53.6	53.6	52.6
55°	153.7	121.0	76.4	55.5	46.6	42.6	44.6	46.6	48.6	48.6	48.6
57.5°	157.7	123.0	76.4	54.5	43.6	39.7	40.7	41.7	44.6	44.6	44.6
60°	157.7	124.0	77.4	52.6	39.7	35.7	36.7	38.7	40.7	40.7	40.7
62.5°	155.7	125.0	77.4	49.6	36.7	32.7	33.7	34.7	36.7	37.7	37.7
65°	153.7	125.0	75.4	45.6	33.7	29.8	30.7	31.7	33.7	34.7	34.7
67.5°	152.7	124.0	69.4	40.7	30.7	26.8	27.8	28.8	30.7	30.7	31.7
70°	147.8	116.0	60.5	35.7	27.8	24.8	24.8	25.8	27.8	26.8	26.8
72.5°	131.9	98.2	49.6	30.7	24.8	21.8	21.8	23.8	24.8	25.8	25.8
75°	113.1	73.4	37.7	24.8	20.8	19.8	19.8	20.8	22.8	23.8	23.8
77.5°	88.3	53.6	27.8	18.8	16.9	16.9	17.9	18.8	19.8	21.8	20.8
80°	58.5	36.7	19.8	14.9	13.9	14.9	15.9	16.9	18.8	19.8	18.8
82.5°	36.7	24.8	13.9	11.9	11.9	12.9	13.9	14.9	17.9	18.8	17.9
85°	14.9	14.9	9.9	7.9	8.9	9.9	9.9	11.9	13.9	13.9	12.9
87.5°	5.0	5.0	4.0	3.0	4.0	4.0	4.0	5.0	6.9	6.9	6.0
90°	0.0	0.0	0.0	0.0	0.0	0.0	0.0	0.0	0.0	0.0	0.0

LM-79-2019: Approved Method: Electrical and Photometric Measurements of Solid-State Lighting Products

Report Prepared for

Cooper Lighting Solutions

Streetworks

Report Number: SP1-2407-157-1

Test Date: 08/06/2024

Luminaire Tested: MEM2-HTN-SA-45-AMB-U-5WQ-2

Data in this report applies to families of products including MEM2-HTN-SA-45-AMB-U-5WQ-2

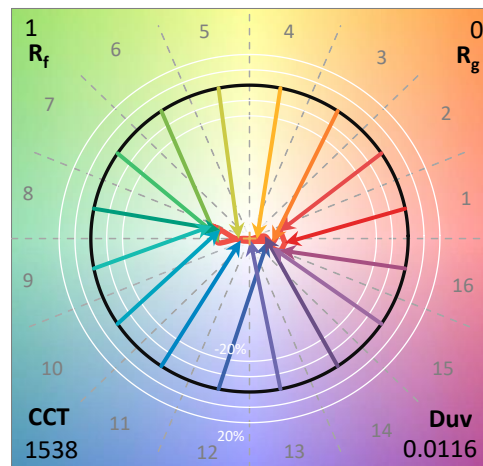
Test Information

Test Method: LM-79-2019
 Report Number: SP1-2407-157-1
 Test Lab: COOPER LIGHTING SOLUTIONS
 Photometer: SP1 - 76IN SPHERE
 Measurement Geometry: 4π
 Issue Date: 08/20/2024
 Manufacturer: COOPER LIGHTING SOLUTIONS
 Product Line: Streetworks
 Catalog Number: **MEM2-HTN-SA-45-AMB-U-5WQ-2**
 Description: Epic Modern Light Square 45W 5WQ Optic and Flare Trim AMBER LED

Spectral Parameters

CCT (K): 1538
 CIE u': 0.3530
 CIE v': 0.5469
 Duv: 0.0116
 CIE x: 0.5918
 CIE y: 0.4076
 CIE z: 0.0006
 Peak Wavelength (nm): 597
 Dominant Wavelength (nm): 592
 Purity: 99.98881
 R_f: 1.1
 R_g: 0

CRI (Ra):	-21.8		
R1:	-34.3	R9:	-386.6
R2:	52.3	R10:	28.9
R3:	17.0	R11:	-95.5
R4:	-68.4	R12:	-10.5
R5:	-40.8	R13:	-15.5
R6:	41.5	R14:	45.9
R7:	-7.2	R15:	-67.7
R8:	-134.5		



Test Conditions

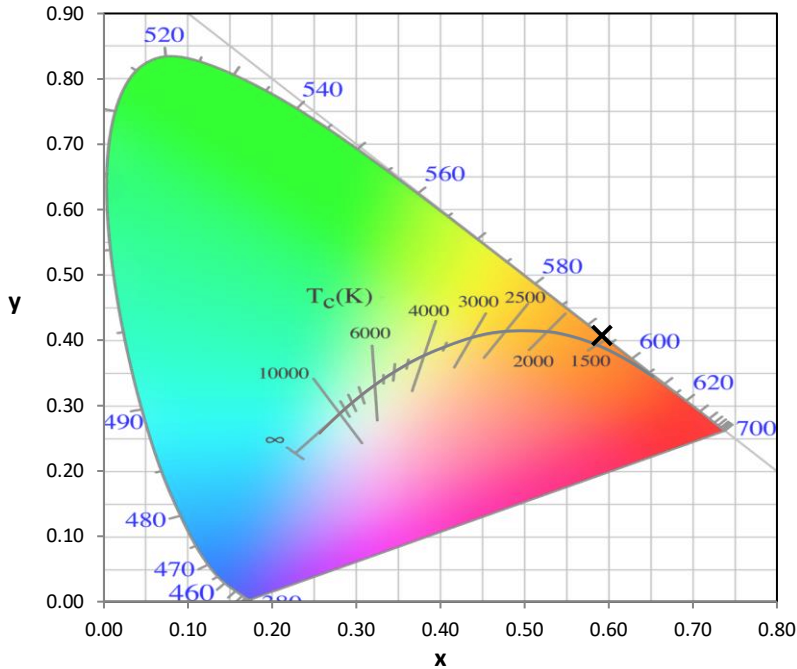
Stabilization Time: 20M
 Operation Time: 1H 20M
 Sphere Temperature (°C): 24.2

REPORT NUMBER: SP1-2407-157-1

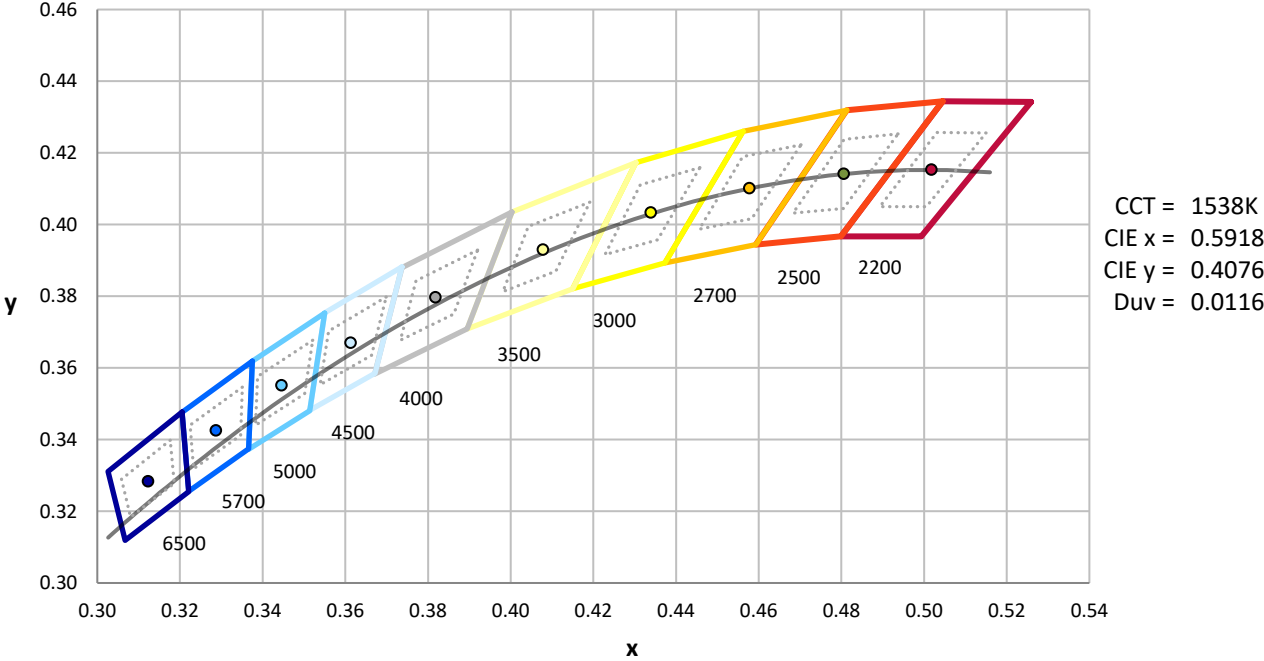
Measurement and Test Equipment			
Instrument	Identification Number	Calibration Date	Calibration Due Date
Photometer	IN0058	6/18/2024	12/18/2024
Power Meter	INXT2011004	2/8/2024	2/8/2025
AC Power Source	IN0063	10/24/2023	10/24/2024
DC Power Source	IN0208	10/24/2023	10/24/2024
Sphere Thermometer	IN0085	10/24/2023	10/24/2024
Room Thermometer	IN0046	10/24/2023	10/24/2024

REPORT NUMBER: SP1-2407-157-1

CIE 1931 Chromaticity Diagram



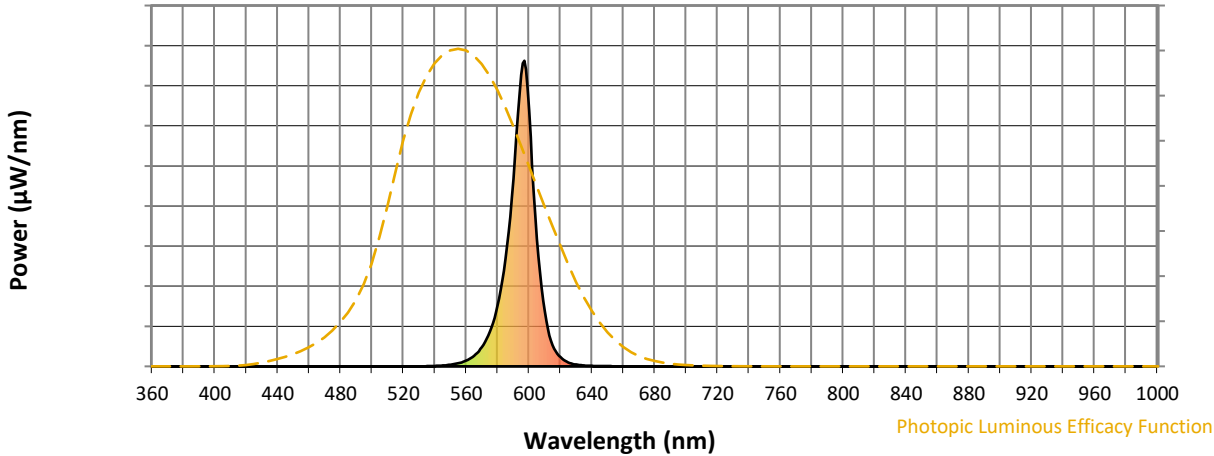
CIE 1931 Chromaticity Diagram with 2017 ANSI 7-Step and 4-Step Quadrangles



Point lies outside the range

REPORT NUMBER: SP1-2407-157-1

Photopic Flux vs. Wavelength



Photopic Lumens: NR

λ (nm)	Power W [^] /nm	Lumens (φ/nm)	λ (nm)	Power W [^] /nm	Lumens (φ/nm)	λ (nm)	Power W [^] /nm	Lumens (φ/nm)	λ (nm)	Power W [^] /nm	Lumens (φ/nm)	λ (nm)	Power W [^] /nm	Lumens (φ/nm)
360	0	NR	490	0	NR	620	30	NR	750	0	NR	880	0	NR
365	0	NR	495	0	NR	625	13	NR	755	0	NR	885	0	NR
370	0	NR	500	0	NR	630	6	NR	760	0	NR	890	0	NR
375	0	NR	505	0	NR	635	3	NR	765	0	NR	895	0	NR
380	0	NR	510	0	NR	640	2	NR	770	0	NR	900	0	NR
385	0	NR	515	0	NR	645	1	NR	775	0	NR	905	0	NR
390	0	NR	520	0	NR	650	1	NR	780	0	NR	910	0	NR
395	0	NR	525	0	NR	655	0	NR	785	0	NR	915	0	NR
400	0	NR	530	0	NR	660	0	NR	790	0	NR	920	0	NR
405	0	NR	535	1	NR	665	0	NR	795	0	NR	925	0	NR
410	0	NR	540	1	NR	670	0	NR	800	0	NR	930	0	NR
415	0	NR	545	3	NR	675	0	NR	805	0	NR	935	0	NR
420	0	NR	550	5	NR	680	0	NR	810	0	NR	940	0	NR
425	0	NR	555	10	NR	685	0	NR	815	0	NR	945	0	NR
430	0	NR	560	19	NR	690	0	NR	820	0	NR	950	0	NR
435	0	NR	565	34	NR	695	0	NR	825	0	NR	955	0	NR
440	0	NR	570	63	NR	700	0	NR	830	0	NR	960	0	NR
445	0	NR	575	113	NR	705	0	NR	835	0	NR	965	0	NR
450	0	NR	580	199	NR	710	0	NR	840	0	NR	970	0	NR
455	0	NR	585	352	NR	715	0	NR	845	0	NR	975	0	NR
460	0	NR	590	614	NR	720	0	NR	850	0	NR	980	0	NR
465	0	NR	595	954	NR	725	0	NR	855	0	NR	985	0	NR
470	0	NR	600	837	NR	730	0	NR	860	0	NR	990	0	NR
475	0	NR	605	417	NR	735	0	NR	865	0	NR	995	0	NR
480	0	NR	610	179	NR	740	0	NR	870	0	NR	1000	0	NR
485	0	NR	615	69	NR	745	0	NR	875	0	NR			

REPORT NUMBER: SP1-2407-157-1

Scotopic Flux vs. Wavelength



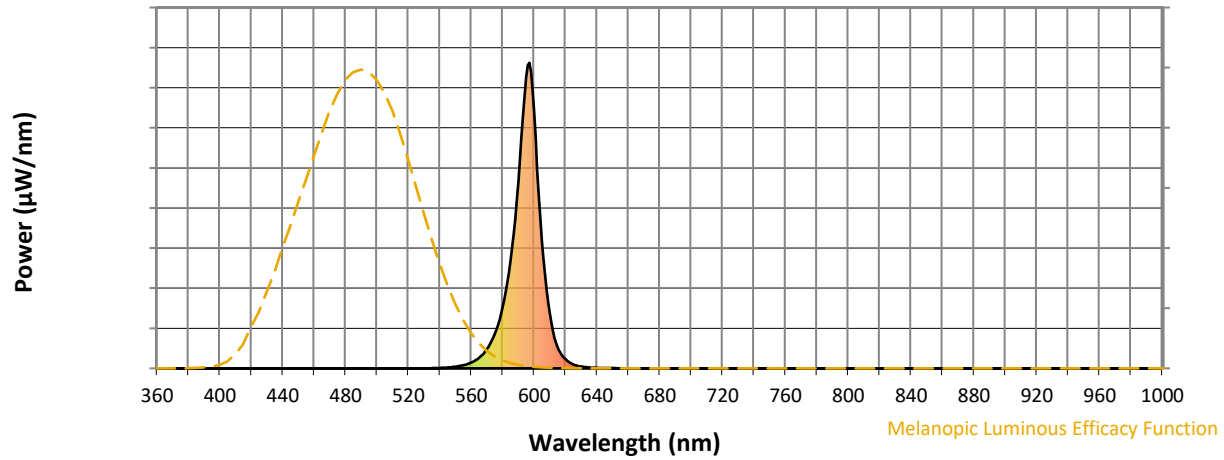
Scotopic Lumens: NR

S/P: 0.22

λ (nm)	Power W [^] /nm	Lumens (φ/nm)	λ (nm)	Power W [^] /nm	Lumens (φ/nm)	λ (nm)	Power W [^] /nm	Lumens (φ/nm)	λ (nm)	Power W [^] /nm	Lumens (φ/nm)	λ (nm)	Power W [^] /nm	Lumens (φ/nm)
360	0	NR	490	0	NR	620	30	NR	750	0	NR	880	0	NR
365	0	NR	495	0	NR	625	13	NR	755	0	NR	885	0	NR
370	0	NR	500	0	NR	630	6	NR	760	0	NR	890	0	NR
375	0	NR	505	0	NR	635	3	NR	765	0	NR	895	0	NR
380	0	NR	510	0	NR	640	2	NR	770	0	NR	900	0	NR
385	0	NR	515	0	NR	645	1	NR	775	0	NR	905	0	NR
390	0	NR	520	0	NR	650	1	NR	780	0	NR	910	0	NR
395	0	NR	525	0	NR	655	0	NR	785	0	NR	915	0	NR
400	0	NR	530	0	NR	660	0	NR	790	0	NR	920	0	NR
405	0	NR	535	1	NR	665	0	NR	795	0	NR	925	0	NR
410	0	NR	540	1	NR	670	0	NR	800	0	NR	930	0	NR
415	0	NR	545	3	NR	675	0	NR	805	0	NR	935	0	NR
420	0	NR	550	5	NR	680	0	NR	810	0	NR	940	0	NR
425	0	NR	555	10	NR	685	0	NR	815	0	NR	945	0	NR
430	0	NR	560	19	NR	690	0	NR	820	0	NR	950	0	NR
435	0	NR	565	34	NR	695	0	NR	825	0	NR	955	0	NR
440	0	NR	570	63	NR	700	0	NR	830	0	NR	960	0	NR
445	0	NR	575	113	NR	705	0	NR	835	0	NR	965	0	NR
450	0	NR	580	199	NR	710	0	NR	840	0	NR	970	0	NR
455	0	NR	585	352	NR	715	0	NR	845	0	NR	975	0	NR
460	0	NR	590	614	NR	720	0	NR	850	0	NR	980	0	NR
465	0	NR	595	954	NR	725	0	NR	855	0	NR	985	0	NR
470	0	NR	600	837	NR	730	0	NR	860	0	NR	990	0	NR
475	0	NR	605	417	NR	735	0	NR	865	0	NR	995	0	NR
480	0	NR	610	179	NR	740	0	NR	870	0	NR	1000	0	NR
485	0	NR	615	69	NR	745	0	NR	875	0	NR			

REPORT NUMBER: SP1-2407-157-1

Melanopic Flux vs. Wavelength



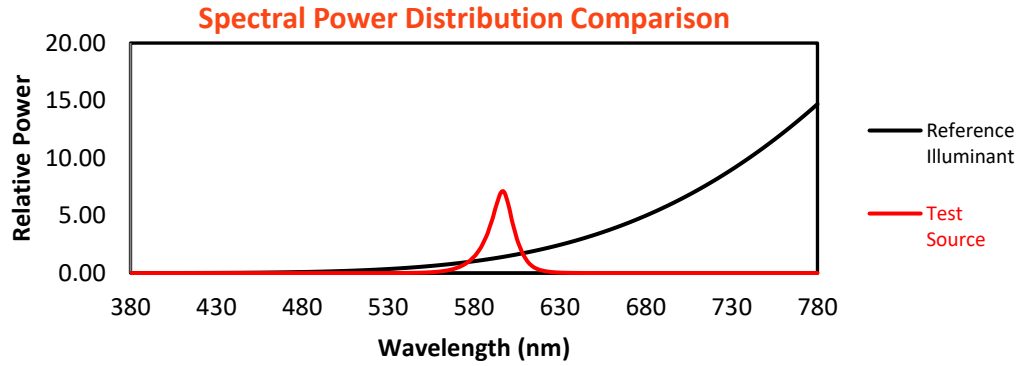
Melanopic Lumens: NR

M/P: 0.12

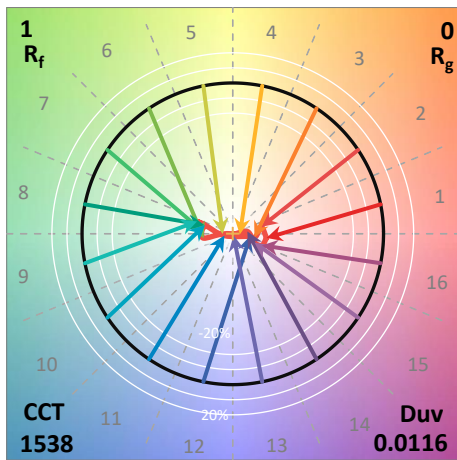
λ (nm)	Power W [^] /nm	Lumens (φ/nm)	λ (nm)	Power W [^] /nm	Lumens (φ/nm)	λ (nm)	Power W [^] /nm	Lumens (φ/nm)	λ (nm)	Power W [^] /nm	Lumens (φ/nm)	λ (nm)	Power W [^] /nm	Lumens (φ/nm)
360	0	NR	490	0	NR	620	30	NR	750	0	NR	880	0	NR
365	0	NR	495	0	NR	625	13	NR	755	0	NR	885	0	NR
370	0	NR	500	0	NR	630	6	NR	760	0	NR	890	0	NR
375	0	NR	505	0	NR	635	3	NR	765	0	NR	895	0	NR
380	0	NR	510	0	NR	640	2	NR	770	0	NR	900	0	NR
385	0	NR	515	0	NR	645	1	NR	775	0	NR	905	0	NR
390	0	NR	520	0	NR	650	1	NR	780	0	NR	910	0	NR
395	0	NR	525	0	NR	655	0	NR	785	0	NR	915	0	NR
400	0	NR	530	0	NR	660	0	NR	790	0	NR	920	0	NR
405	0	NR	535	1	NR	665	0	NR	795	0	NR	925	0	NR
410	0	NR	540	1	NR	670	0	NR	800	0	NR	930	0	NR
415	0	NR	545	3	NR	675	0	NR	805	0	NR	935	0	NR
420	0	NR	550	5	NR	680	0	NR	810	0	NR	940	0	NR
425	0	NR	555	10	NR	685	0	NR	815	0	NR	945	0	NR
430	0	NR	560	19	NR	690	0	NR	820	0	NR	950	0	NR
435	0	NR	565	34	NR	695	0	NR	825	0	NR	955	0	NR
440	0	NR	570	63	NR	700	0	NR	830	0	NR	960	0	NR
445	0	NR	575	113	NR	705	0	NR	835	0	NR	965	0	NR
450	0	NR	580	199	NR	710	0	NR	840	0	NR	970	0	NR
455	0	NR	585	352	NR	715	0	NR	845	0	NR	975	0	NR
460	0	NR	590	614	NR	720	0	NR	850	0	NR	980	0	NR
465	0	NR	595	954	NR	725	0	NR	855	0	NR	985	0	NR
470	0	NR	600	837	NR	730	0	NR	860	0	NR	990	0	NR
475	0	NR	605	417	NR	735	0	NR	865	0	NR	995	0	NR
480	0	NR	610	179	NR	740	0	NR	870	0	NR	1000	0	NR
485	0	NR	615	69	NR	745	0	NR	875	0	NR			

Summary

$R_f = 1.1$
 $R_g = 0$
 $CIE R_a = -21.8$
 $R_g = -386.6$

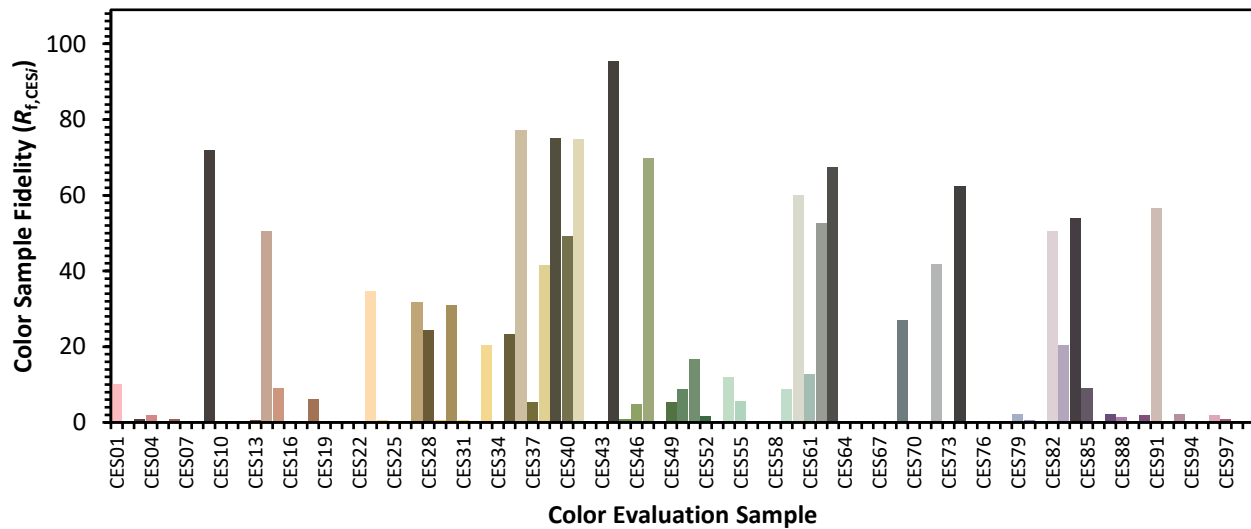


Color Vector Graphics

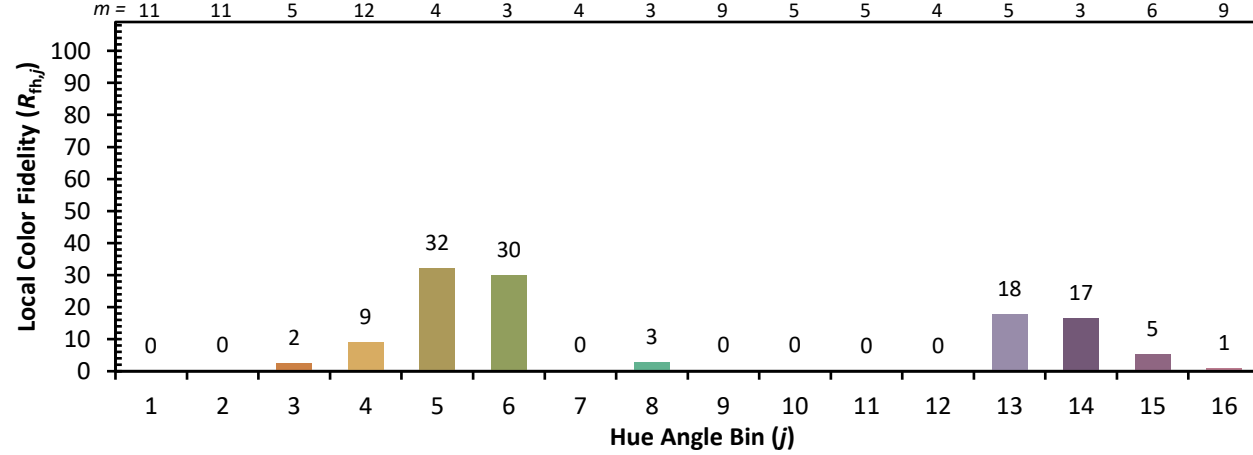
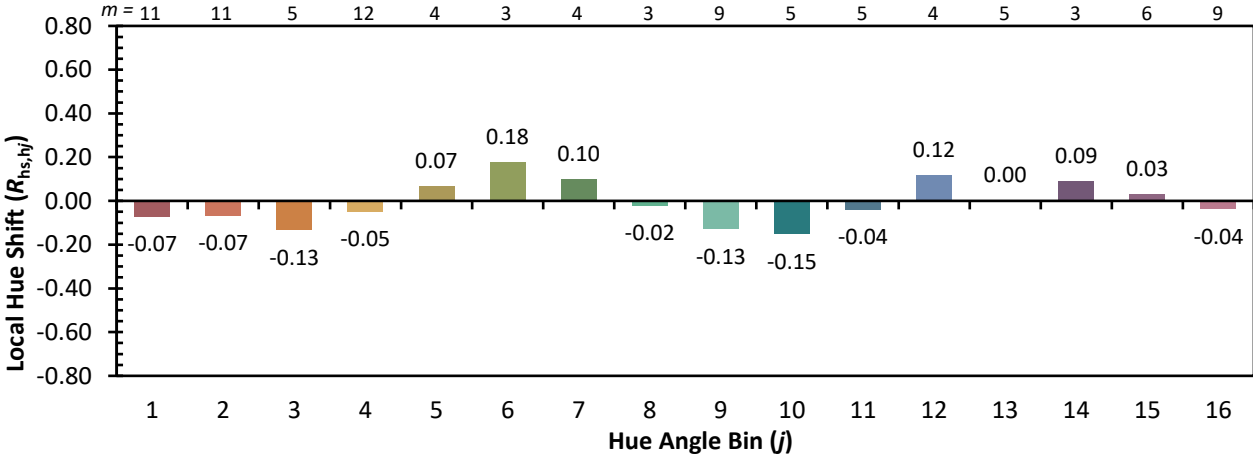
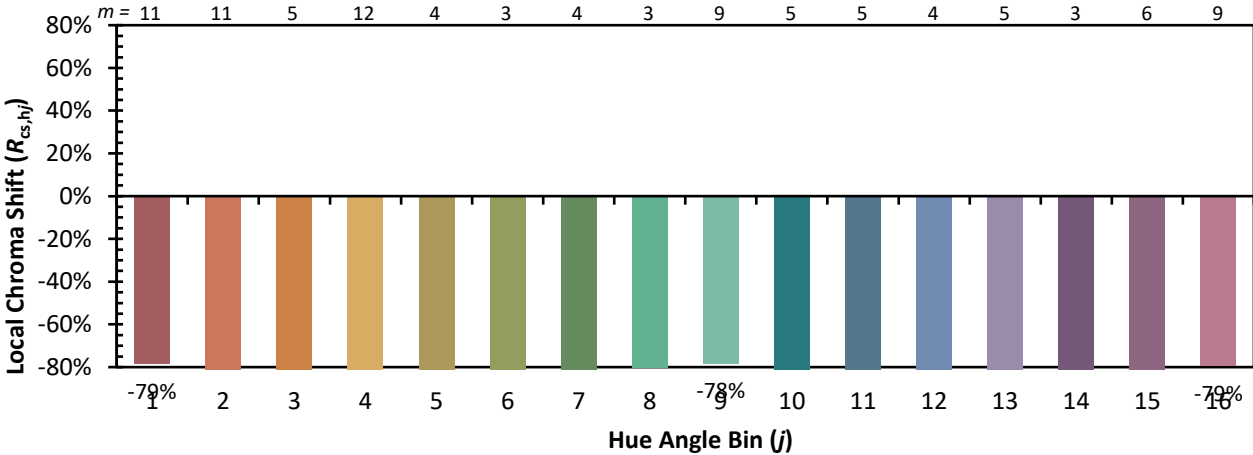


Individual Sample Fidelity Index ($R_{f,i}$)

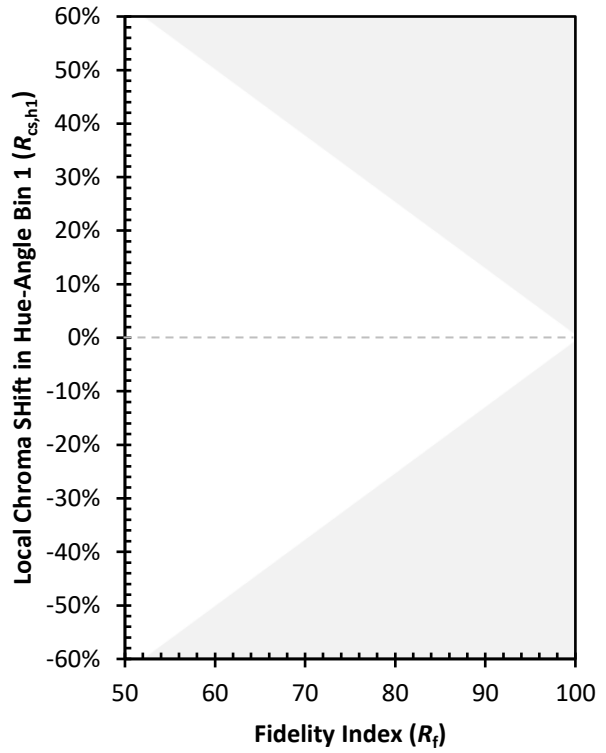
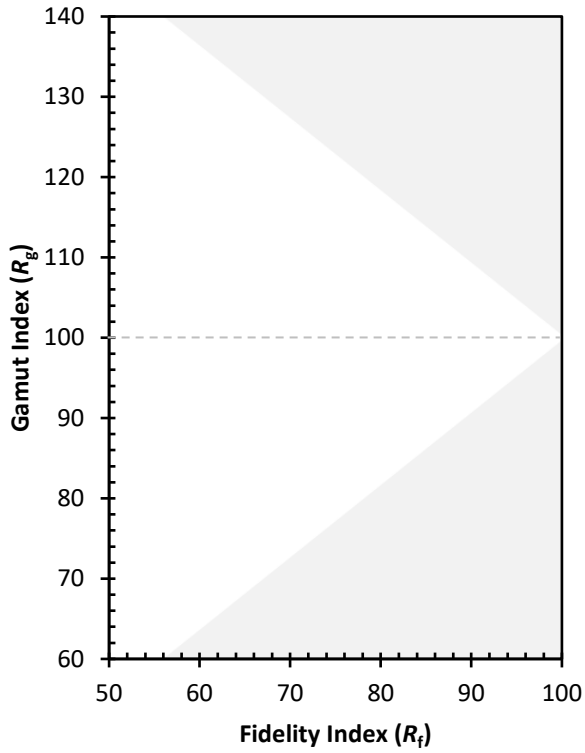
CES01 = 90	CES26 = 0	CES51 = 17	CES76 = 0
CES02 = 70	CES27 = 32	CES52 = 2	CES77 = 0
CES03 = 31	CES28 = 24	CES53 = 0	CES78 = 0
CES04 = 77	CES29 = 1	CES54 = 12	CES79 = 2
CES05 = 52	CES30 = 31	CES55 = 6	CES80 = 1
CES06 = 56	CES31 = 1	CES56 = 0	CES81 = 0
CES07 = 41	CES32 = 0	CES57 = 0	CES82 = 50
CES08 = 38	CES33 = 21	CES58 = 0	CES83 = 21
CES09 = 29	CES34 = 0	CES59 = 9	CES84 = 54
CES10 = 87	CES35 = 23	CES60 = 60	CES85 = 9
CES11 = 70	CES36 = 77	CES61 = 13	CES86 = 0
CES12 = 76	CES37 = 5	CES62 = 53	CES87 = 2
CES13 = 47	CES38 = 41	CES63 = 68	CES88 = 1
CES14 = 77	CES39 = 75	CES64 = 0	CES89 = 0
CES15 = 74	CES40 = 49	CES65 = 0	CES90 = 2
CES16 = 49	CES41 = 75	CES66 = 0	CES91 = 57
CES17 = 56	CES42 = 0	CES67 = 0	CES92 = 0
CES18 = 60	CES43 = 0	CES68 = 0	CES93 = 2
CES19 = 80	CES44 = 95	CES69 = 27	CES94 = 0
CES20 = 71	CES45 = 1	CES70 = 0	CES95 = 0
CES21 = 94	CES46 = 5	CES71 = 0	CES96 = 2
CES22 = 87	CES47 = 70	CES72 = 42	CES97 = 1
CES23 = 94	CES48 = 0	CES73 = 0	CES98 = 0
CES24 = 95	CES49 = 5	CES74 = 62	CES99 = 0
CES25 = 79	CES50 = 9	CES75 = 0	



Color Rendition by Hue-Angle Bin



Measure Comparisons



(END OF REPORT)